



S H E M E R

a r t c e n t e r

— Celebrating 30 Years! —



2 0 1 5 W I N T E R / S P R I N G C O U R S E C A T A L O G

602.262.4727 | 5005 E Camelback Rd | Phoenix, AZ 85018 | shemerartcenter.org | info@shemerartcenter.org

Please call or visit our website for our business hours.

WELCOME TO THE SHEMER!

The Shemer Art Center is pleased to present our fall programming for 2014! This year we are celebrating our 30th year anniversary and have planned a plethora of classes, workshops, exhibits and events to highlight the progress and success that has been made since Martha Shemer donated this historic house to the City of Phoenix in 1984.

Pulling talent from all over the Phoenix valley, new instructors include recent MFA graduates from Arizona State University such as Ben Willis, Rossitza Todorova, and Sarah Rowland along with returning regulars like Sue Hunter, Elliott Everson and John Erwin! Our annual Sunday @ Shemer is set to return on November 2nd, highlighting our Artist of the Year, Agustin Vargas, and a special 30th year portfolio he has designed specifically for the occasion.


And, for the first time ever the main entrance and dining room are opening up to become a solo showcase space for local Arizona artists. Please visit Artist Opportunities on our website to get more information and submit your work. “Fall in love” with art this year as we celebrate a local legacy and “nurture creativity and imagination through art!”

Warmest Regards,

Jocelyn Hanson, Director

TABLE OF CONTENTS

Location	3
Membership Information	4
Custom Classes	5
CLASSES & WORKSHOPS	
Winter (Jan-Feb)	6
Spring (March-April)	10
Class Registration	12
Instructors	14-17



Jocelyn Hanson, Executive Director

A LASTING TRIBUTE

Since 1984, the Shemer Art Center has been proud to serve as a lasting tribute to a woman who devoted her life to improving the quality of life for all Phoenicians and Arizonans. Her gift has become for its visitors a place of refuge to regroup and renew their spirits, creativity & imagination.

We are extremely proud to have been chosen one of the Points of Pride for the City of Phoenix.

Born April, 19, 1919, in Ames, Iowa, Martha Shemer was the youngest child of Dr. John M. Evvard and his wife, Mattie. Along with her siblings, John and Mary Margaret, she spent an idyllic childhood taking nature hikes, studying the trees, the birds, the butterflies, and the stars. In 1933, due to her father's health, the family moved to Phoenix, Arizona, where she attended Phoenix Union High School.

Upon graduation in 1937, she married Jack Shemer and raised a family of two boys. Throughout their marriage, Martha bought and sold real estate. When she first saw the historic home in Arcadia, she proclaimed "someone needs to save this beautiful, historic home and grounds." Martha Shemer purchased and donated the three-acre lot and historic home, first built in 1919, to the City of Phoenix. She had two dreams: to preserve the property and to provide an arts education facility and community center for the citizens of Arizona. In 1984, the City dedicated the facility as the Shemer Art Center and Museum.



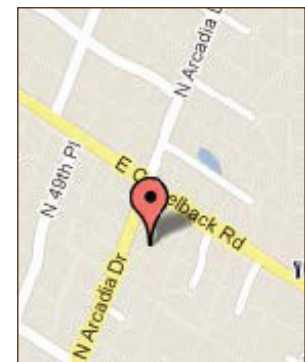
THE SHEMER NURTURES CREATIVITY AND IMAGINATION THROUGH ART.

LOCATION

Shemer Art Center is located in the historic Arcadia neighborhood in Phoenix.

5005 East Camelback Road
Phoenix, AZ 85018
Phone: 602-262-4727

Email: info@shemerartcenter.org
www.shemerartcenter.org



ACCESSIBILITY

Assistance is available for all persons with disabilities. We will make every reasonable effort to ensure that classes are accessible. If you are in need of special services, please notify the Shemer in writing along with your registration and specify your request. If you have questions, please call 602.262.4727 or email at www.shemerartcenter.org.

MEMBERSHIP AT THE SHEMER

Members play a vital role in the Shemer Art Center's success. Membership fees help support our dynamic programs and facility. It is the creative energy of members that makes Shemer such a unique place!

Becoming a member is also a great way to stay up to date about Shemer's gallery programs, art lectures, and newly introduced classes and workshops. Become a Shemer member today! Give a membership as a gift for that person you know who loves the arts!

MEMBERSHIP LEVELS

INDIVIDUAL - \$30/year 30th Anniversary Special **valid through 3/31/15*

STUDENT - (21 & under) - \$20

FAMILY - \$75/year (up to 4)

SUPPORT LEVELS

SUPPORTER - \$100

CONTRIBUTOR - \$500

ADVOCATE - \$1,000

PATRON - \$2,500

BENEFACTOR - \$5,000



CREATIVE GIFTS FOR CREATIVE PEOPLE

Purchase a Shemer gift certificate and give the gift of creativity. Shemer gift certificates can be used toward classes, workshops and custom classes. They are available in any amount. Purchase a gift certificate today and we will mail it to you or directly to your friend or loved one.

Gift certificates do not guarantee placement in a class or workshop and registration is subject to availability. The certificate is non-transferable and is not redeemable for cash. Gift certificates expire 3 years from date of purchase.

CREATE YOUR OWN...

CUSTOM CLASSES

Are you interested in taking a short class with friends or family members? Would you like individual instruction in a specific technique or to experiment in a new medium? Does Shemer's course schedule conflict with your schedule? If so, Custom Classes may be the right option for you.

If you are interested in arranging a Custom Class, please email info@shemerartcenter.org or mail: 5005 East Camelback Road, Phoenix, AZ 85018. If you have questions about the program or would like to learn more, please call or email the front desk at 602-262-4727 or info@shemerartcenter.org. Also, it may take up to two weeks to coordinate the lesson so the sooner we hear from you the better! We look forward to having you at Shemer!

HOST YOUR OWN GROUP ART EVENT

Imagine an event to celebrate a special occasion or perhaps a workplace retreat where we create an adventure for you. It will be designed to meet the needs of your group or you can choose from a variety of special event packages.

These events are designed to stimulate imagination and hands-on creativity through individual and collaborative actions. Our instructors are professional artists experienced in guiding everyone, including beginners, through a lively, rewarding and productive experience.

Browse through our exciting art experience packages to get an idea of what we can put together for your group. Call 602-262-4727 or email info@shemerartcenterandmuseum.org so we can help design the perfect one for you.

WORK STUDY

A limited number of work study opportunities are available each quarter. Participating students earn credit toward tuition in exchange for assisting Shemer staff. Applications for the Work Study Program are available from info@shemerartcenter.org

TUITION ASSISTANCE


A limited amount of financial assistance is available each quarter to adults and youth who otherwise cannot afford to participate in classes and workshops.

NEW HORIZONS HIGH SCHOOL ART EXHIBIT

January 8 - 22, 2015

Awards Ceremony : Saturday, January 17th

10am - 12pm



JANE KELSEY-MAPEL -- ANIMAL EXPRESSIONS WORKSHOP

JKM-2 • Thursdays & Fridays, Jan 8th, 9th & 23rd • 9am - 3pm (3 sessions) • \$150

Explore the expressive potential of animal imagery by creating clay sculptures of animals or animal/human “hybrids”. For inspiration, the instructor will show examples of animal sculptures by contemporary ceramic artists. Using slab construction techniques, participants will begin by creating wall masks and then move on to building an entire animal form. Students may bring photographic images as references for basic structure, but are encouraged to work loosely and expressively attempting to capture the essence of the animal spirit. The last day of the workshop, participants will apply translucent underglazes to their sculptures using washes and stains similar to watercolor techniques. Finished work will be available for pick-up after the glaze-firing.

A \$25 fee payable to the instructor will cover clay & glazes.




ELLIOTT EVERSON -- DRAWING, BASIC AND BEYOND!

EE-19 • Tuesdays, Jan 13th to Feb 17th • 9am - 12pm (6 sessions) • \$175

Everyone can learn to draw and this class will get you started. Drawing requires learning how to observe correctly and record what you see. Students will learn the essentials of proportion, line, shading, perspective and composition, and use basic drawing techniques to create realistic pencil drawings of still life, landscapes and more, with natural and man made textures and subjects. Learning to draw accurately will provide you with an excellent foundation for additional drawing, colored pencil, painting and other art classes. Returning students will continue learning and refining techniques, try new subjects and textures or surfaces. Come to work on a current project or start a new idea. Have fun!

A list of supplies will be available upon registration.




SUE HUNTER -- EXPLORING WATERMEDIA

SH-13 • Tuesdays, Jan 13th to Feb 17th • 9am - 12pm (6 sessions) • \$175

“Warning! Alcoholic inks can be addictive. They can also be fun and offer a vast amount of opportunity for your art from abstraction to a more traditional fluidness. This course will allow you to experiment with different watermedias, including alcoholic inks, fluid acrylics and watercolor, on different surfaces. Play, create, and discover in this open-ended class with traditional or experimental ways of using watermedia on yupo paper, gessoed and regular watercolor paper - to name a few.

A list of supplies will be available upon registration.




AGUSTIN VARGAS -- MIXED MEDIA ACRYLIC

AV-11 • Tuesdays, Jan 13th to Feb 17th • 1pm - 4pm (6 sessions) • \$175

Acrylics can mimic almost any paint medium in a less toxic way, making your art practice safer for yourself and the environment! With fewer rules to follow, students will come to understand foolproof and low-tech means of imitating epoxy, lacquer and oils. Through demonstrations and discussions, students will learn formal components such as composition, perspective and color while also exploring many experimental techniques. The instructor will work one-on-one with students as they develop their own personal narratives and concepts. No previous painting experience is required, but some art experience is expected.

A list of supplies will be available upon request.



BEN WILLIS -- DRAWING FUNDAMENTALS

BW-5 • Tuesdays, Jan 13th to Feb 17th • 6pm - 9pm (6 sessions) • \$175

This course provides a foundation in the fundamentals of Drawing and Visual Arts. Students will be involved in a sequence of hands on exercises and projects dealing with gesture, line, shape, volume, value, texture, perspective and composition. Materials and methods will vary throughout the course, and students must be willing to experiment and will be encouraged to develop your own design vocabulary and repertoire of techniques. Regular slide lectures and critiques are structured informally to encourage dialogue and to provide you and your colleagues with an opportunity to translate visual evidence into words. Beyond the concepts and skills essential to good drawing practice, Ben will provide students with a variety of technical and perceptual skills that will help translate what you see to a two dimensional surface.

A list of supplies will be available upon registration.



ALAN JONES -- CERAMICS STUDIO

AJ-21 • Tuesdays, Jan 13th to Feb 17th • 6pm - 9pm (6 sessions) • \$175

Students will learn to use their skills creatively in projects of their own choosing, with the instructor's guidance available whenever needed. While this class relies on the self-motivation of each student, the instructor will also demonstrate a variety of unique and inspiring processes for enhancing your pottery. Students will work in stoneware clay.

A \$20 fee payable to the instructor will cover clay and glazes.



ELLIOTT EVERSON -- COLORED PENCIL TECHNIQUES

EE-20 • Wednesdays, Jan 14th to Feb 18th • 9am - 12pm (6 sessions) • \$175

Join us in learning about the variety of uses and basic techniques of color pencil drawing including different pencil strokes, blending, layering colors, burnishing, as well as other tools and materials. Use colored pencils to achieve realistic colors and textures to create drawings of man made or natural subjects, animals, plants, landscapes, shiny or rusty cars, or a glass vase of flowers. Returning students will continue learning and refining techniques, try new subjects and textures or surfaces. Come to work on a current project or start a new idea. Have fun!

A list of supplies will be available upon registration.



SUE HUNTER -- PAINTING STUDIO

SH-14 • Wednesdays, Jan 14th to Feb 18th • 9am - 12pm (6 sessions) • \$175

Learn to develop and clarify your painting style while expanding your technical skills in this studio class. Sue will tailor discussions and demonstrations to the developing needs of each student-artist. As the class progresses, students will have the opportunity to learn ways of adding other media to their paintings.

Prerequisite: Previous painting experience. Bring a blank canvas or a work in progress, images, reference materials, or a sample of finished work, and painting supplies you currently use to the first class; suggestions for additional materials will be discussed at that time.



AGUSTIN VARGAS -- INTERMEDIATE WATERCOLOR

AV-12 • Thursdays, Jan 15th to Feb 19th • 9am - 12pm (6 sessions) • \$175

This class is for students with a basic understanding of watercolor techniques who are ready to further develop their technical, formal and conceptual skills. Emphasis will be on supporting individual students as they learn how to develop a body of work. The instructor will work with students one on one as they develop their personal narrative and concepts. Additionally, the class will cover preparation of various papers and grounds, as well as demonstrations of experimental techniques. Discussions will also include topics of composition, color, perspective and concept generation

A list of supplies will be available upon request.



ALAN JONES -- CERAMICS STUDIO

AJ-22 • Thursdays, Jan 15th to Feb 19th • 1pm - 4pm (6 sessions) • \$175

Students will learn to use their skills creatively in projects of their own choosing, with the instructor's guidance available whenever needed. While this class relies on the self-motivation of each student, the instructor will also demonstrate a variety of unique and inspiring processes for enhancing your pottery. Students will work in stoneware clay.

A \$20 fee payable to the instructor will cover clay and glazes.



AGUSTIN VARGAS -- PAINTING WITH PASTELS

AV-13 • Thursdays, Jan 15th to Feb 19th • 1pm - 4pm (6 sessions) • \$175

Through demonstrations and discussions, students will learn formal components such as composition, perspective and color while also exploring many experimental techniques. The instructor will work one-on-one with students as they develop their own personal narratives and concepts. No previous experience is required, but some art experience is expected.

The course will be taught for dry pastel materials; no oil pastels please.

A list of supplies will be available upon request.




JOHN ERWIN -- EXPERIMENTAL WATERCOLOR

JE-11 • Thursdays, Jan 15th to Feb 19th (NO CLASS 1/22) • 6pm - 8:30pm (5 sessions) • \$140

In this class you will explore a wide range of exciting creative techniques. We will work with wet into wet painting, inks, Saran Wrap, salt, and stamping to create innovative textures. This class is for those who wish to enhance their watercolors with new exciting abstract techniques. Beginning students are also welcomed to enroll and will be guided on the basics of watercolor experimentation.

A list of supplies will be available upon registration.



JACK ADAMS -- FIGURE DRAWING

JA-6 • Thursdays, Jan 15th to Feb 19th • 6pm - 9pm (6 sessions) • \$280

All drawing students are welcome to discover both traditional and alternative approaches to the body in art. Students will explore various interpretations of the human form, from representation to abstraction. To develop their personal style, students will work from live models and personal images, using a variety of water-based media. Experimental techniques will also be discussed. Bring an 18x24-inch drawing pad, a selection of pencils and an eraser to the first class; additional materials will be discussed at that time. Model fees are included.



TAL DVIR -- STEPPING INTO OIL PAINTING

TD-1 • Fridays, Jan 16th to Feb 20th (NO CLASS 1/23) • 9am - 12pm (5 sessions) • \$140

Unleash your creativity and learn to paint like the old masters! By observing still life objects, students learn to control basic to advanced techniques and to master fine art drawing and painting in a relatively short time. Creating fine art based on the methods of the old masters, the students improve and enjoy the process as well of the results. Tal Dvir's teaching program allows beginners to advanced students, acquiring the tools needed in creating master art pieces. His special teaching program reflected in fast results of students with no previous training.

A list of supplies will be available upon registration.

THE C12 COLLECTIVE PRESENTS:

The Art & Science of Emotional Intelligence

January 29th - March 12th, 2015

Opening Reception: February 5th 7-9pm

MICRODWELLING 2015

January 31 - March 8th, 2015



CHRISTY PUETZ -- ANIME & MANGA INSPIRED SCULPTURE WORKSHOP

CHP-8 • Saturdays, Jan 24th to Feb 7th • 10am - 1pm (3 sessions) • \$100

YOUTH CLASS -- For Ages 9-12 : Use Japanese Anime and Manga characters as an inspiration to create a sculptural figure and fuzzy animal. Each character will be made with a variety of materials and techniques: the figure with wire, clay, and mixed media; the animal made with wool that we will felt.

Lastly, we will create a dimensional diorama background for your figure and animal to interact and live. Bring your imagination!




SANDRA LUEHRSEN -- FIRED CLAY TREASURE BOX WORKSHOP

SL-4 • Saturdays, Jan 24th & 31st • 10am - 3pm (2 sessions) • \$125

You'll work with clay slabs to create boxes designed to hold your special treasures whether they're material or conceptual. We'll explore different ways to decorate that best express your ideas. After your boxes have been bisque fired, you'll return to learn more and apply glazes. You'll pick up your work after the final firing. Keep your finished treasure boxes or give them as gifts!

A list of supplies will be available upon registration.



MACKENZIE COLLIER -- THE D-I-Y INTERIOR DESIGN PROCESS

MC-1 • Wednesdays, Jan 28th to Feb 18th • 1pm - 4pm (4 sessions) • \$120

In this workshop, students will learn to utilize the professional interior design process, and gain extensive hands-on experience applying that process to their personal interior design projects at each phase. They will learn to properly measure a space, create working floor plans, explore various materials, as well as prepare a professional shopping list and budget for their personal projects. The workshop will also educate students about project management, working with contractors, and touch on a variety of specific design and decorating tips throughout the design process. Students will ultimately come away with a strong understanding of how to utilize the design process to achieve both aesthetic and functional harmony!

Bring the following supplies: Pencil, Measuring Tape, Graph Paper, Ruler, & Eraser.




ELLIOTT EVERSON -- DRAWING, BASIC AND BEYOND!

EE-21 • Tuesdays, Mar 3rd to Apr 21st • 9am - 12pm (8 sessions) • \$225

Everyone can learn to draw and this class will get you started. Drawing requires learning how to observe correctly and record what you see. Students will learn the essentials of proportion, line, shading, perspective and composition, and use basic drawing techniques to create realistic pencil drawings of still life, landscapes and more, with natural and man made textures and subjects. Learning to draw accurately will provide you with an excellent foundation for additional drawing, colored pencil, painting and other art classes. Returning students will continue learning and refining techniques, try new subjects and textures or surfaces. Come to work on a current project or start a new idea. Have fun!

A list of supplies will be available upon registration.




SUE HUNTER -- EXPLORING WATERMEDIA

SH-15 • Tuesdays, Mar 3rd to Apr 21st • 9am - 12pm (8 sessions) • \$225

Warning! Alcoholic inks can be addictive. They can also be fun and offer a vast amount of opportunity for your art from abstraction to a more traditional fluidness. This course will allow you to experiment with different watermedias, including alcoholic inks, fluid acrylics and watercolor, on different surfaces. Play, create, and discover in this open-ended class with traditional or experimental ways of using watermedia on yupo paper, gessoed and regular watercolor paper - to name a few.

A list of supplies will be available upon registration.




AGUSTIN VARGAS -- MIXED MEDIA ACRYLICS

AV-14 • Tuesdays, Mar 3rd to Apr 21st • 1pm - 4pm (8 sessions) • \$225

Acrylics can mimic almost any paint medium in a less toxic way, making your art practice safer for yourself and the environment! With fewer rules to follow, students will come to understand foolproof and low-tech means of imitating epoxy, lacquer and oils. Through demonstrations and discussions, students will learn formal components such as composition, perspective and color while also exploring many experimental techniques. The instructor will work one-on-one with students as they develop their own personal narratives and concepts. No previous painting experience is required, but some art experience is expected.

A list of supplies will be available upon request.



JULIE GILBERT POLLARD -- WATERCOLOR FROM PHOTOS

JGP-8 • Tuesdays, Mar 3rd to Apr 7th • 1pm - 4pm (6 sessions) • \$175

Even a fabulous photo is merely a point of departure to creating a loose, juicy painting. Learn to use your photos to create imaginative watercolors, not simply copies of photos. Watercolor techniques to enliven and enhance your subject will be of primary importance in this class.

All levels are welcome and encouraged to attend. The only prerequisite is an attitude of joy in the act of painting! There will be demos, instruction at all levels as needed, critique and lots of painting time. Class time will be structured, yet open enough to accommodate the artistic spirit within us all!

A list of supplies will be available upon registration.



BEN WILLIS -- DRAWING FUNDAMENTALS

BW-6 • Tuesdays, Mar 3rd to Apr 21st • 6pm - 9pm (8 sessions) • \$225

This course provides a foundation in the fundamentals of Drawing and Visual Arts. Students will be involved in a sequence of hands on exercises and projects dealing with gesture, line, shape, volume, value, texture, perspective and composition. Materials and methods will vary throughout the course, and students must be willing to experiment and will be encouraged to develop your own design vocabulary and repertoire of techniques. Regular slide lectures and critiques are structured informally to encourage dialogue and to provide you and your colleagues with an opportunity to translate visual evidence into words. Beyond the concepts and skills essential to good drawing practice, Ben will provide students with a variety of technical and perceptual skills that will help translate what you see to a two dimensional surface.

A list of supplies will be available upon registration.



ALAN JONES -- CERAMICS STUDIO

AJ-23 • Tuesdays, Mar 3rd to Apr 21st • 6pm - 9pm (8 sessions) • \$225

Students will learn to use their skills creatively in projects of their own choosing, with the instructor's guidance available whenever needed. While this class relies on the self-motivation of each student, the instructor will also demonstrate a variety of unique and inspiring processes for enhancing your pottery. Students will work in high-temperature stoneware clay.

There is a \$20 supply fee for clay and glazes.



ELLIOTT EVERSON -- COLORED PENCIL TECHNIQUES

EE-22 • Wednesdays, Mar 4th to Apr 22nd • 9am - 12pm (8 sessions) • \$225

Join us in learning about the variety of uses and basic techniques of color pencil drawing including different pencil strokes, blending, layering colors, burnishing, as well as other tools and materials. Use colored pencils to achieve realistic colors and textures to create drawings of man made or natural subjects, animals, plants, landscapes, shiny or rusty cars, or a glass vase of flowers. Returning students will continue learning and refining techniques, try new subjects and textures or surfaces. Come to work on a current project or start a new idea. Have fun!

A list of supplies will be available upon registration.



SUE HUNTER -- PAINTING STUDIO

SH-16 • Wednesdays, Mar 4th to Apr 22nd (NO CLASS 4/8) • 9am - 12pm (7 sessions) • \$200

Learn to develop and clarify your painting style while expanding your technical skills in this studio class. Sue will tailor discussions and demonstrations to the developing needs of each student-artist. As the class progresses, students will have the opportunity to learn ways of adding other media to their paintings. Prerequisite: Previous painting experience. Bring a blank canvas or a work in progress, images, reference materials, or a sample of finished work, and painting supplies you currently use to the first class; suggestions for additional materials will be discussed at that time.



AGUSTIN VARGAS -- INTERMEDIATE WATERCOLOR

AV-15 • Thursdays, Mar 5th to Apr 23rd • 9am - 12pm (8 sessions) • \$225

This class is for students with a basic understanding of watercolor techniques who are ready to further develop their technical, formal and conceptual skills. Emphasis will be on supporting individual students as they learn how to develop a body of work. The instructor will work with students one on one as they develop their personal narrative and concepts. Additionally, the class will cover preparation of various papers and grounds, as well as demonstrations of experimental techniques. Discussions will also include topics of composition, color, perspective and concept generation.

A list of supplies will be available upon request.



ALAN JONES -- CERAMICS STUDIO

AJ-24 • Thursdays, Mar 5th to Apr 23rd • 1pm - 4pm (8 sessions) • \$225

Students will learn to use their skills creatively in projects of their own choosing, with the instructor's guidance available whenever needed. While this class relies on the self-motivation of each student, the instructor will also demonstrate a variety of unique and inspiring processes for enhancing your pottery. Students will work in stoneware clay.

A \$20 fee payable to the instructor will cover clay and glazes.



AGUSTIN VARGAS -- PAINTING WITH PASTELS

AV-16 • Thursdays, Mar 5th to Apr 23rd • 1pm - 4pm (8 sessions) • \$225

Through demonstrations and discussions, students will learn formal components such as composition, perspective and color while also exploring many experimental techniques. The instructor will work one-on-one with students as they develop their own personal narratives and concepts. No previous experience is required, but some art experience is expected.

The course will be taught for dry pastel materials; no oil pastels please.

A list of supplies will be available upon request.

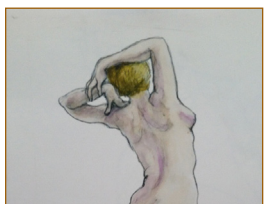


JOHN ERWIN -- EXPERIMENTAL WATERCOLOR

JE-12 • Thursdays, Mar 5th to Apr 23rd • 6pm - 8:30pm (8 sessions) • \$225

In this class you will explore a wide range of exciting creative techniques. We will work with wet into wet painting, inks, Saran Wrap, salt, and stamping to create innovative textures. This class is for those who wish to enhance their watercolors with new exciting abstract techniques. Beginning students are also welcomed to enroll and will be guided on the basics of watercolor experimentation.

A list of supplies will be available upon registration.



JACK ADAMS -- FIGURE DRAWING

JA-7 • Thursdays, Mar 5th to Mar 26th • 6pm - 9pm (4 sessions) • \$180

All drawing students are welcome to discover both traditional and alternative approaches to the body in art. Students will explore various interpretations of the human form, from representation to abstraction. To develop their personal style, students will work from live models and personal images, using a variety of water-based media. Experimental techniques will also be discussed. Bring an 18x24-inch drawing pad, a selection of pencils and an eraser to the first class; additional materials will be discussed at that time. Model fees are included.



SHERRIE POSTERNAK -- INTRO TO ENCAUSTIC WORKSHOP

SP-1 • Thurs. March 19th, 9am - 12pm Fri. March 20th, 10am - 4pm (2 sessions) • \$100

This two-day intensive workshop will result in students becoming familiar, comfortable, and excited with creating artwork in the ancient but recently blossoming medium of encaustic (beeswax plus damar resin). We will start with history and safety, and continue with information on the necessary materials including wax, heat, pigment, brushes and other applicators; substrates and grounds; surface techniques; and sources. Later we will experiment with recipes and techniques for making your own medium and paint, and explore more advanced surface and texture techniques. We will conclude with a debridging and a final friendly walk-around. Students will complete 2 paintings on wooden panels.

A \$25 fee payable to the instructor will cover supplies.

Please bring: an apron or T-shirt that can get messy, paper and pen for notes.

NEW ART ARIZONA

March 19th - April 30th, 2015
Opening Reception: March 26th

**Showcasing Arizona Artist Guild & Shemer
 Center scholarship winners**

**FINE ART IN
 THE GARDEN**

Saturday, March 21st
Free Admission




LARRY NISULA -- PRINTMAKING 101

LN-15 • Saturdays, Mar 21st to Apr 18th (NO CLASS 3/28) • 10am - 1pm (4 sessions) • \$140

This basic to intermediate class will cover a different printmaking method each class. Some processes covered will be: silkscreen, etching, and letterpresses. Types of prints that are covered include: lino/woodcut, intaglio, screen printing on paper or fabric, and typography.

Basic materials will be supplied.



JACK ADAMS -- FIGURE DRAWING

JA-8 • Thursdays, Apr 2nd to Apr 23rd • 6pm - 9pm (4 sessions) • \$180

All drawing students are welcome to discover both traditional and alternative approaches to the body in art. Students will explore various interpretations of the human form, from representation to abstraction. To develop their personal style, students will work from live models and personal images, using a variety of water-based media. Experimental techniques will also be discussed. Bring an 18x24-inch drawing pad, a selection of pencils and an eraser to the first class; additional materials will be discussed at that time. Model fees are included.




TOM KERRIGAN -- HANDBUILDING: FORM + SURFACE + SPIRIT

TK-2 • Friday & Saturday, April 10th & 11th • 10am - 4pm (2 sessions) • \$160

Create objects of personal expression in this 2-day workshop. Students will explore sculptural forms and sculptural vessels experimenting with double wall construction and upside/down building. Students will be encouraged to express their inner reflections in their work.

Students will be able to pick up their work after they have been bisque fired.

Please bring: a piece of fabric to work on, any clay tools you have (some will be available for use), and a turntable if you have one. Clay will be provided.



DAVID MILLER -- CREATIVE PHOTO TRANSFER WORKSHOP

DM-1 • Saturday, April 18th • 10am - 4pm (1 session) • \$75

This 1 day, 6 hour workshop highlights 4 techniques for transferring your photographic or hand drawn images onto unusual surface and creating beautiful, one-of-a-kind mixed media photographic pieces. The technique covered are Xerox transfer, alcohol transfer, heat transfer and cyanotype, as well as mixed media strategies for after you photograph is transferred.

Please bring \$25 for your supply fee as materials are provided for each transfer process.



SARAH GREENE -- MALA MAKING: FOR MEDITATION, FUN AND FASHION!

SG-1 • Friday, April 24th • 10am - 4pm (1 sessions) • \$75

Malas, also known as Buddhist Prayer Beads, commonly used in Buddhism and Hinduism, are a set of 108 beads strung together and used for keeping count while reciting or chanting a mantra during meditation. There are several explanations for the number "108" in Hindu and Buddhist tradition, including astrological significances, the Sanskrit alphabet, and the 108 Upanishads.

In this workshop, you will learn how to create these beautiful works of art using stone or wood beads of your choice that you will bring along, in your own creative design. Beads will be strung on silk cord, assembled with a guru bead, and finished off with a tassel that you will learn how to make using embroidery thread.

Malas and tassel necklaces are very fashionable right now and it will be fun to use your creativity while making a lovely and special piece you can both use and wear!

A more detailed supply list will be available upon registration.

CLASS REGISTRATION

You may register in the following ways:

1. Online by visiting our website at www.shemerartcenter.org.
2. In person, at the Shemer front office Tuesday through Saturday 10am – 3pm.
3. By mail, when paying by check or cash sent to:
 Shemer Art Center and Museum
 5005 E. Camelback Rd. Phoenix, AZ 85018.
**Please make check out to: Shemer Art Center*
4. Please call 602.262.4727 for current hours and questions.
5. Early registration is encouraged because every class has a minimum and maximum enrollment.

Registration closes 1 week prior to start of class.

PERSONAL INFORMATION

First Name: _____ Last Name: _____

Address: _____

City: _____ State: _____ Zip: _____

Phone Number: _____ Email: _____

If under 18 years, please specify birthday: _____

CLASS REGISTRATION

Student's Name	Class #	Class Name	Days	Fee

*METHOD OF PAYMENT: Cash Check Credit Card Paypal

Receive \$10 off your next class! Become a SACAMA member today! Yes No Total Paid: \$ _____

REGISTRATION POLICIES:

1. Cancellation may occur due to insufficient enrollment. If a class is cancelled by SACAMA, participants will be notified and a full refund or credit will be processed.
2. Refunds will be given to student cancellations received before the end of the registration period. Please allow 3-4 weeks to receive your refund.
3. Failure to attend a class or program (“no-shows”) will not be granted a refund. Any request for a refund must be done in writing.

JACK ADAMS Prior to moving to the Phoenix, Jack Adams was accepted at West Point as their art editor of the monthly magazine, *The Pointer*. He also drew and published the portraits of the girlfriends of the Cadets. Jack always took the opportunity in any place he found himself to draw people...even briefly with the combat artists team in Saigon in the midsts of the Vietnam War. After his service in Military Intelligence he returned to school to get a degree from the Art Center College of Design. After graduating he opened his own firm in Hawaii, Adams Design, which was rated in the top 100 Design Firms in the world by Interior's Magazine...www.AdamsDesign.net. During the next few years Jack became a member of the New York Society of Illustrators and designed hotels and restaurant in many countries including Doha, Dubai, Abu Dhabi, Cairo, Berlin, Romania, Shanghai, and Singapore, as well as New York City. His latest project is the newly opened CONRAD Hotel in Dubai. Currently, Jack is a member of the Portrait Artists of Arizona, the Arizona Artists Guild, and the ICON studio. He recently was included in five juried shows in Phoenix: the Best Figurative Art of the year at Udinotti Gallery, The Unsettled Body show at the Phoenix Center for the Arts, the annual best portrait show for the PAOA, the Peoria West Valley Art Show, and the Moment Gallery photography show in Scottsdale. See more of his work at...www.JackEdsonAdamsPortraitArt.com.

MACKENZIE COLLIER is a local professional Interior Designer with a unique perspective on Interior Design. She received her Bachelor of Science in Family & Child Psychology from Michigan State University before continuing her education at Harrington College of Design in Chicago, where she focused on sustainable interior design practices. She is the owner and principal designer at Mackenzie Collier Interiors, a full service residential & commercial interior design firm based in Scottsdale.

TAL DVIR established his career painting impressionism to realism in contemporary style, connecting himself to the NOVOREALISM group, also known as the Alla Prima painters which urge the classic approach of studying from life. At the age of 16, he was accepted into Witzo Art School in Tel Aviv, Israel where he discovered the technical skills necessary to compliment his natural abilities. Tal received his Masters in Visual Arts from the Kalisher Visual Arts School in 1994 and after opened his own art school in California, Tal Dvir Fine Art Classes. Deeply inspired by his childhood memories Tal strives to paint anything he feels inspired by, emphasizing perfection through deep contrast and smooth to random, almost abstract brush strokes. Upon moving to Arizona in 2013, Tal is now concentrating on a series of figures, portraits and still life and continues to be an art educator.

JOHN ERWIN has been painting in watercolors for over twenty years. He is a juried member of the Arizona Artist Guild, the Arizona Watercolor Society, and a signature member of the Contemporary Watercolorist of Arizona. He has studied locally with Diane Maxey, Dick Phillips, with Robert E. Woods and Milford Zornes. He also has three degrees from ASU and currently teaches in the Paradise Valley School District. John's paintings reflect his love of color, details, and design. His love of travel is often seen in his paintings as he hopes to transport the viewer to a world of exciting color and romance.

ELLIOTT EVERSON is an artist that has been living in Arizona most of his life. He derives much of his inspiration from the desert around us and uses colored pencil to capture the textures and brilliance of the plants and animals. Each drawing consists of layer upon layer of color, to bring out the many subtle hues that nature itself provides. Elliott is a Juried member of the Arizona Artists Guild and a Signature member of the Colored Pencil Society of America and President of the Local Chapter of the CPSA. Elliott graduated from Arizona State University with a Bachelors degree in Art Education. In recent years he has taught drawing and colored pencil classes and workshops in Phoenix and around Arizona. He is a recipient of several local and national awards for his colored pencil work.

JULIE GILBERT-POLLARD is the author of *Brilliant Color* (North Light Books, 2009) and *Watercolor Unleashed!* (a self-published "chapter at a time" book, 2010). Additional publications include articles in: *The Artist's Magazine* (May 2010 and September 1987), "How Did You Paint That? 100 Ways to Paint Landscapes", *International Artist* (2004) and *Watercolor '92*, Fall Issue. Gilbert Pollard's two watercolor DVDs were recently released in March, 2011 from North Light Shops / ArtistsNetwork.tv! She has given instruction in watercolor and oil since 1985. She currently conducts classes and workshops at Scottsdale Artists School, Shemer Art Center and Cynthia's Art Asylum in the greater Phoenix area, Highland Valley Studios in California, Dillman's Creative Arts Foundation in Wisconsin and La Romita School of Art in Umbria, Italy. A frequent award winner, her oils and watercolors have hung in numerous juried and gallery exhibits and she is a signature member of the San Diego Watercolor Society. Her work is included in many private and corporate collections and is represented in Arizona by Esprit Decor Gallery in Phoenix & Windrush Gallery in Sedona.

SARAH GREENE specializes in yoga jewelry and meditation malas, bringing together her love of art, natural materials, yoga practice and Eastern philosophy. She has been creating art objects since a very young age – and pursued her passion by earning her degrees in art history, visual culture and art education. Now a mother of two children with her own company, Grateful Heart Bazaar allows her to express her creative spirit through jewelry making.

SUE HUNTER was born in Arkansas but has lived in Arizona since 1960 and thinks of Arizona as home. The lovely desert colors, wide, open spaces, and diverse landscapes of the Southwest provide her with endless subject matter for her paintings. Color is an important aspect of Sue's art that is reflected in her impressionistic style. She works in pastel, oil, watercolor, and acrylics, graduated from Western International University and has studied art at Scottsdale Artists School, Scottsdale Community College, with local art instructors and has attended numerous workshops locally and in Europe. She had an article written about her work in the March, 2010 issue of Southwest Art. Her work is included in many private and public collections and has been juried in the Scottsdale Artists School's Best and Brightest show numerous times. She is a juried member of Arizona Artists Guild, Arizona Watercolor Association, Arizona Pastel Artists Association - Signature, Contemporary Watercolors, Mid-Southern Watercolorists - Signature, Scottsdale Artists League, Sonoran Artists League and Degas Pastel Society. She teaches classes in watercolor, acrylic, oil and pastel at Paradise Valley Community College, Shemer Art Center and Terravita Art Club.

ALAN JONES has been a full-time studio production potter and ceramic sculptor since 1973. During his career he sold works to museum shops, galleries and department stores across the US. He has also designed sculptural awards for local arts and business organizations. Alan has mastered and innovated techniques in both functional and decorative disciplines including slab and coil (hand and machine formed); extruder, potter's wheel and plaster press-mold. Alan has built kilns for himself and others. His firing experience includes: low-fired clay works and surface treatments: pit firing (both above and below ground), raku ware smoke, or saggarfired decorative sculpture. He began teaching the art of his craft in 1993, and has enjoyed the excitement of sharing techniques and concepts with his students ever since.

TOM KERRIGAN is a University of Minnesota Professor Emeritus. He taught at UM for 25 years before moving to Arizona, where he has maintained a studio, taught, exhibited his work, and served as an artist-in-residence throughout the US, as well as in Latvia, China, Uzbekistan, Australia, Canada, and Mexico. His work has been highlighted in recent years in *Ceramics: Arts and Perception* and *Ceramics Monthly*. He is in great demand hosting workshops through the country. Kerrigan has a MFA from Ohio University, taught at Virginia Commonwealth of Minnesota at Duluth and has had exhibitions in numerous museums including the Los Angeles County Museum of Art and the Art Museum in Moscow.

SANDRA LUEHRSEN earned BA and MA degrees at Northern Illinois University and an MFA degree at Arizona State University. She left a position as an assistant dean at ASU to start her own business. She also teaches 3D design at Mesa Community College in AZ. Several public and private collections hold Luehrsen's work including the Auckland Institute and Museum and the Kamm Teapot Foundation. *The Ceramic Surface Design* Book features Luehrsen's art with ceramic transfers.

JANE KELSEY-MAPEL is a Phoenix based studio artist. She exhibits her figurative ceramic sculpture nationally and was represented by Victoria Boyce Gallery in Scottsdale, Arizona. As an Arizona native, Jane grew up in Tempe, Arizona where she completed a Bachelor of Arts degree in art at Arizona State University. She earned a Master of Fine Arts degree in ceramics at the University of North Texas. A dedicated art educator, Jane has taught all ages from seniors and young adults in the community college to children. She has taught both full time and part time at universities and colleges in Texas and Arizona over the past thirty years. She is currently teaching ceramics at Glendale Community College in Glendale, Arizona.

INSTRUCTORS

DAVID MILLER was born in 1977 in Omaha, NE. He graduated with his BFA in Photography from Arizona State University in 2006, creating a portrait series that reflected both the hyperkinetic films, games and comics of the 1980s and 1990s, as well as more humanist documentary work with indigenous communities in America and Australia. After ASU he became a teaching artist as well as exhibiting around the Southwest/West Coast and been published in numerous magazines such as Orion, View Camera, B+W/ Color, and others. In 2014 he was named as one of the top 100 creatives of Arizona by New Times Magazine. He currently lives in Chandler with wife Vesna and 2 children, Patrick and Magdalena.

LARRY NISULA has had numerous exhibitions of his work presented throughout the valley and had over ten one-man shows at Fagen-Peterson Gallery in Scottsdale. He was also a MARS artist in Phoenix. A Phoenix native, his sculpture and prints have been collected by the Tucson Museum of Art, the Museum of Northern Arizona University, ASU West, Glendale Community College, and Merchants Press, Poughkeepsie, New York. He has been written up in Who's Who in American Art and Who's Who in the West. He has lectured at Phoenix College on Arts & Books in Review. Larry takes great pride in teaching others to sculpt or the art of printmaking, having taught for over 20 years at the community college level and at the Shemer.

SHERRIE POSTERNAK takes advantage of all of her life's passions-- making and teaching art, travel, learning about other cultures, learning new languages. Everything involves communication and the integration of the variety of life's disciplines. Within the context of the arts, Sherrie chooses whatever medium or technique is most appropriate to express her ideas—encaustic, photography, printmaking, video, collage, assemblage, mosaic, paper, fiber, metals, wood, ceramic, glass. She began her encaustic practice 10 years ago, and has had solo and group shows in the U.S. and Mexico. She has taught workshops in beginning, intermediate and advanced encaustic processes including image transfer and working with mixed media. She self-published a catalogue on the topic of her art installation "A Memorial for El Tomate." Images of Sherrie's work is in the gallery section of the E-book "Contemporary Paper and Encaustic" by Catherine Nash.

CHRISTY PUETZ has a Bachelor of Fine Arts with Concentration in Fiber Art, Printmaking, and Art History. She is a professional visual artist, has nine years of experience as a teaching artist, has been a museum educator with experience in art program development, a lecturer and is co-author of the children's book, "Get Connected to Yourself and the World of Beads." She has worked with children, adults, and those individuals with disabilities or serious illnesses. All workshops come with hands-on objects, music, art-making materials, instruction and cultural/historical information.

AGUSTIN VARGAS As an artist and architect, Agustin's fascination with almost all the art techniques: watercolor, oil, acrylic, pastel, printmaking and ancient techniques, such as egg tempera, silver point, and gold leaf, are found in his work. His artwork is in numerous private and corporate collections in the U.S, Mexico, and Italy. He has taught at both the University of Mexico and the University of Juarez Chihuahua State, Mexico. Agustin has instructed students privately in his Artery studio since 1985. As a dedicated instructor, Agustin shares his knowledge of techniques and composition with students at the Shemer Art Center and the Mesa Arts Center.

BEN WILLIS The 31-year-old Tempe artist and 2014 Contemporary Forum grant winner divvies up most of his time between teaching and creating. "I teach painting and drawing during the school year, but until classes start back up I am working part time at Blick Art Materials in Tempe and locking myself in the studio during off hours," he says. Originally from Cincinnati, Willis studied art at Ohio's Miami University and moved to Arizona in 2010 to pursue his master's in fine art, which he completed in 2013. And, instead of leaving the classroom behind, Willis has kept one foot firmly planted there. This fall, he will teach at ASU, Phoenix College, the Shemer Art Center, and Tempe's Edna Vihel Center for the Arts. That'll be when he isn't locked in said studio.

S H E M E R
a r t c e n t e r

602.262.4727 | 5005 E Camelback Rd | Phoenix, AZ 85018 | shemerartcenter.org | info@shemerartcenter.org

Please call or visit our website for our business hours.

Logo/Brochure designed by L. Dezign | www.LindsayDezign.com

The Shemer Art Center & Museum prohibits discrimination on the basis of race, ethnicity, national origin, sex, religion, sexual orientation, or disability in its services, programs, and activities. If you need to request accommodations for special needs, please contact the Shemer staff by calling 602-262-4727. The Shemer does not carry accident insurance to cover participants. Involvement AND any activity is done at the participant's own risk.