

FALL IN
LOVE
WITH
ART

SHEMER
a r t c e n t e r



2 0 1 4 F A L L C O U R S E C A T A L O G

602.262.4727 | 5005 E Camelback Rd | Phoenix, AZ 85018 | shemerartcenter.org | info@shemerartcenter.org

Please call or visit our website for our business hours.

WELCOME TO THE SHEMER!

The Shemer Art Center is pleased to present our fall programming for 2014! This year we are celebrating our 30th year anniversary and have planned a plethora of classes, workshops, exhibits and events to highlight the progress and success that has been made since Martha Shemer donated this historic house to the City of Phoenix in 1984.

Pulling talent from all over the Phoenix valley, new instructors include recent MFA graduates from Arizona State University such as Ben Willis, Rossitza Todorova, and Sarah Rowland along with returning regulars like Sue Hunter, Elliott Everson and John Erwin! Our annual Sunday @ Shemer is set to return on November 2nd,

highlighting our Artist of the Year, Agustin Vargas, and a special 30th year portfolio he has designed specifically for the occasion.

And, for the first time ever the main entrance and dining room are opening up to become a solo showcase space for local Arizona artists. Please visit *Artist Opportunities* on our website to get more information and submit your work. “Fall in love” with art this year as we celebrate a local legacy and “nurture creativity and imagination through art!”

TABLE OF CONTENTS

Location.....	3
Membership Information.....	4
Custom Classes	5
CLASSES & WORKSHOPS	
Session One.....	6
Session Two.....	11
Class Registration.....	12
Instructors.....	13-15



Jocelyn Hanson, Executive Director

A LASTING TRIBUTE

Since 1984, the Shemer Art Center has been proud to serve as a lasting tribute to a woman who devoted her life to improving the quality of life for all Phoenicians and Arizonans. Her gift has become for its visitors a place of refuge to regroup and renew their spirits, creativity & imagination.

We are extremely proud to have been chosen one of the Points of Pride for the City of Phoenix.

Born April, 19, 1919, in Ames, Iowa, Martha Shemer was the youngest child of Dr. John M. Eppard and his wife, Mattie. Along with her siblings, John and Mary Margaret, she spent an idyllic childhood taking nature hikes, studying the trees, the birds, the butterflies, and the stars. In 1933, due to her father's health, the family moved to Phoenix, Arizona, where she attended Phoenix Union High School.

Upon graduation in 1937, she married Jack Shemer and raised a family of two boys. Throughout their marriage, Martha bought and sold real estate. When she first saw the historic home in Arcadia, she proclaimed "someone needs to save this beautiful, historic home and grounds." Martha Shemer purchased and donated the three-acre lot and historic home, first built in 1919, to the City of Phoenix. She had two dreams: to preserve the property and to provide an arts education facility and community center for the citizens of Arizona. In 1984, the City dedicated the facility as the Shemer Art Center and Museum.



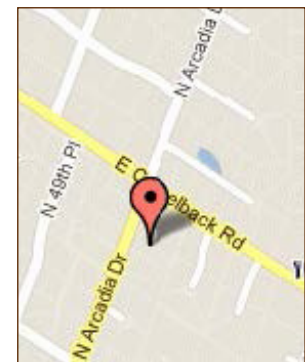
THE SHEMER NURTURES CREATIVITY AND IMAGINATION THROUGH ART.

LOCATION

Shemer Art Center is located in the historic Arcadia neighborhood in Phoenix.

5005 East Camelback Road
Phoenix, AZ 85018
Phone: 602-262-4727

Email: info@shemerartcenter.org
www.shemerartcenter.org



ACCESSIBILITY

Assistance is available for all persons with disabilities. We will make every reasonable effort to ensure that classes are accessible. If you are in need of special services, please notify the Shemer in writing along with your registration and specify your request. If you have questions, please call 602.262.4727 or email at www.shemerartcenter.org.

MEMBERSHIP AT THE SHEMER

Members play a vital role in the Shemer Art Center's success. Membership fees help support our dynamic programs and facility. It is the creative energy of members that makes Shemer such a unique place!

Becoming a member is also a great way to stay up to date about Shemer's gallery programs, art lectures, and newly introduced classes and workshops. Become a Shemer member today! Give a membership as a gift for that person you know who loves the arts!

MEMBERSHIP LEVELS

INDIVIDUAL - \$40/year

STUDENT - (21 & under) - \$20

FAMILY - \$75/year (up to 4)

SUPPORT LEVELS

SUPPORTER - \$100

CONTRIBUTOR - \$500

ADVOCATE - \$1,000

PATRON - \$2,500

BENEFACTOR - \$5,000



CREATIVE GIFTS FOR CREATIVE PEOPLE

Purchase a Shemer gift certificate and give the gift of creativity. Shemer gift certificates can be used toward classes, workshops and custom classes. They are available in any amount. Purchase a gift certificate today and we will mail it to you or directly to your friend or loved one.

Gift certificates do not guarantee placement in a class or workshop and registration is subject to availability. The certificate is non-transferable and is not redeemable for cash. Gift certificates expire 3 years from date of purchase.

CREATE YOUR OWN...

CUSTOM CLASSES

Are you interested in taking a short class with friends or family members? Would you like individual instruction in a specific technique or to experiment in a new medium? Does Shemer's course schedule conflict with your schedule? If so, Custom Classes may be the right option for you.

If you are interested in arranging a Custom Class, please email info@shemerartcenter.org or mail: 5005 East Camelback Road, Phoenix, AZ 85018. If you have questions about the program or would like to learn more, please call or email the front desk at 602-262-4727 or info@shemerartcenter.org. Also, it may take up to two weeks to coordinate the lesson so the sooner we hear from you the better! We look forward to having you at Shemer!

HOST YOUR OWN GROUP ART EVENT

Imagine an event to celebrate a special occasion or perhaps a workplace retreat where we create an adventure for you. It will be designed to meet the needs of your group or you can choose from a variety of special event packages.

These events are designed to stimulate imagination and hands-on creativity through individual and collaborative actions. Our instructors are professional artists experienced in guiding everyone, including beginners, through a lively, rewarding and productive experience.

Browse through our exciting art experience packages to get an idea of what we can put together for your group. Call 602-262-4727 or email info@shemerartcenterandmuseum.org so we can help design the perfect one for you.

WORK STUDY

A limited number of work study opportunities are available each quarter. Participating students earn credit toward tuition in exchange for assisting Shemer staff. Applications for the Work Study Program are available from info@shemerartcenter.org

TUITION ASSISTANCE

A limited amount of financial assistance is available each quarter to adults and youth who otherwise cannot afford to participate in classes and workshops.


**SHEMER STUDENT &
FACULTY EXHIBIT**
July 31 – August 28, 2014

Day of Demonstration August 23, 2014 from
10AM to 3PM • Meet the Instructors/See Student Work
Sponsored by Arizona Art Supply, Dick Blick, Marjon's, & Lonnie's

PUSHING PAPER
September 4- October 9, 2014

Opening Reception: Thursday, September 4 from 7-9pm

Paper Works Lecture with Juror, John Risseeuw :
Thursday, September 25 at 7pm



ROSSITZA TODOROVA – POP-UP: ART FROM PAPER
RT-1 • TBD

Once you POP, the art won't stop! Join book artist Rossi Todorova for a two-day intensive workshop learning to create fun and exciting pop-ups from paper. Push the boundaries of paper by bringing two-dimensional art into the world of 3D. Create pop-ups that can be used in greeting cards, books, sculptures and other art forms! Students are encouraged to bring samples of their art, sketches, or doodles that can be easily photocopied and incorporated during the workshop. A \$30 fee payable to the instructor will cover all supplies and materials.



LARRY NISULA – MAPPING COLLAGE AND PRINTMAKING WORKSHOP
LN-9 • TBD

Discover, play, and create in this quick 3-hour workshop with Larry Nisula! Bring old maps, find vintage ones or use Larry's to collage, monotype, and press maps into colorful and creative works of art. Students will begin by cutting maps into desired shapes and forms, then use ink and color to create complimentary lines and designs with a printing press. Leave this workshop knowing how to use mixed-media techniques with maps to create beautiful and easy prints as a fun and decorative wall decor or gifts for your loved ones. Bring 2 or 3 sheets of white 16x20" stonehinge paper OR \$5 payable to Larry for paper.



CASSANDRA TRAVIS – BASKETRY: FIBER AND FORMS WORKSHOP
CT-2 • Saturday & Sunday, Sept 20th & 21st • 12pm – 4pm (2 sessions) • \$100

Become a brilliant basket maker while exploring the basic fundamentals of fiber and forms. This class will teach you basic and intermediate twinning, plaiting, and ribbed forms. You will leave this two-day workshop with a better understanding of handcrafted arts and the ability to make a new basket at any given moment. With this relaxing and forgiving art form, you will be amazed at what your hands and a few reeds can do! A \$20 fee payable to the instructor will cover materials, while all other supplies will be provided.



PATRICIA SANNIT – FINDING NEW FORMS IN RECLAIMED CLAY WORKSHOP
PS-1 • Saturdays & Sundays, Sept 20th, 21st, 27th & 28th 12pm - 4pm (4 sessions) • \$200

Join Patricia Sannit for a four day hands-on workshop exploring the possibilities of wet and reclaimed clay. Participants will explore excavating and creating sculptural forms from press-molds and casts (solid and hollow forms) and creating modules that can be altered or combined to create larger sculptural forms. The creation of vessel forms, such as bowls and basins, using similar techniques will also be explored. Participants will discover that the sky is the limit when it comes to size, and variations are unending! Explore new and fun ways to work with clay! Students may use Patricia's molds or make their own, and instructions will be provided. The instructor will provide buckets of wet, mushy clay for \$15 per person, or the student may bring their own.



ELLIOTT EVERSON – DRAWING, BASIC AND BEYOND!

EE-15 • Tuesdays, Sept 9th to Oct 28th • 9am – 12pm (8 sessions) • \$225


Everyone can learn to draw and this class will get you started. Drawing requires learning how to observe correctly and record what you see. Students will learn the essentials of proportion, line, shading, perspective and composition, and use basic drawing techniques to create realistic pencil drawings of still life, landscapes and more, with natural and man made textures and subjects. Learning to draw accurately will provide you with an excellent foundation for additional drawing, colored pencil, painting and other art classes. Returning students will continue learning and refining techniques, try new subjects and textures or surfaces. Come to work on a current project or start a new idea. Have fun!



SUE HUNTER – EXPLORING WATERMEDIA

SH-5 • Tuesdays, Sept 9th to Oct 7th • 9am – 12pm (5 sessions) • \$140

“Warning! Alcoholic inks can be addictive. They can also be fun and offer a vast amount of opportunity for your art from abstraction to a more traditional fluidness. This 5-week course will allow you to experiment with different watermedias, including alcoholic inks, fluid acrylics and watercolor, on different surfaces. Play, create, and discover in this open-ended class with traditional or experimental ways of using watermedia on yupo paper, gessoed and regular watercolor paper - to name a few. A list of supplies is available upon registration.



AGUSTIN VARGAS – MIXED MEDIA ACRYLIC

AV-7 • Tuesdays, Sept 9th to Oct 28th • 1pm – 4pm (8 sessions) • \$225

Acrylics can mimic almost any paint medium in a less toxic way, making your art practice safer for yourself and the environment! With fewer rules to follow, students will come to understand foolproof and low-tech means of imitating epoxy, lacquer and oils. Through demonstrations and discussions, students will learn formal components such as composition, perspective and color while also exploring many experimental techniques. The instructor will work one-on-one with students as they develop their own personal narratives and concepts. No previous painting experience is required, but some art experience expected.



JULIE GILBERT POLLARD – WATERCOLOR UNLEASHED! BE A ROCK STAR!

JGP-5 • TBD

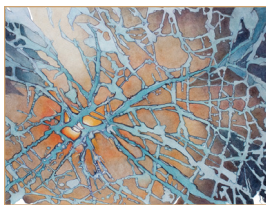
Learning to draw and paint rocks is indispensable for the landscape painter! If you haven't studied the subject you might find your rocks looking soft like marshmallows rather than “rocky”, hard and solid. Or they may look awkward as if they don't fit into your landscape of beautiful trees and other natural elements. Students will study watercolor techniques and drawing essentials to help your rocks enhance your beautiful landscape paintings. Through a structured, yet open-ended class students will experience demos, exercises, critiques and lots of painting time to accommodate the artistic spirit within us all!



BEN WILLIS – DRAWING/PAINTING PORTRAITS

BW-1 • TBD


This course will explore some of the creative options available to the artist interested in painting and drawing portraits. Students will be involved in a sequence of hands on exercises and projects dealing with skills that are important to realizing the portrait. Regular slide lectures and critiques are structured informally to encourage dialogue and to provide you and your colleagues with an opportunity to translate visual evidence into words. Beyond concepts and skills essential to good painting practice, Ben will also provide you with a variety of technical and perceptual skills that will help translate what you see to a two dimensional surface.



ELLIOTT EVERSON – COLORED PENCIL TECHNIQUES

EE-16 • Wednesdays, Sept 10th to Oct 29th • 9am – 12pm (8 sessions) • \$225


Join us in learning about the variety of uses and basic techniques of color pencil drawing including different pencil strokes, blending, layering colors, burnishing, as well as other tools and materials. Use colored pencils to achieve realistic colors and textures to create drawings of man made or natural subjects, animals, plants, landscapes, shiny or rusty cars, or a glass vase of flowers. Returning students will continue learning and refining techniques, try new subjects and textures or surfaces. Come to work on a current project or start a new idea. Have fun!



SUE HUNTER – PAINTING STUDIO

SH-6 • Wednesdays, Sept 10th to Oct 1st • 9am – 12pm (4 sessions) • \$110


Learn to develop and clarify your painting style while expanding your technical skills in this 4-week studio class. Sue will tailor discussions and demonstrations to the developing needs of each student-artist. As the class progresses, students will have the opportunity to learn ways of adding other media to their paintings. Prerequisite: Previous painting experience. Bring a blank canvas or a work in progress, images or a sample of finished work, and painting supplies you currently use to the first class; suggestions for additional materials will be discussed at that time.



DONNA STENGER – PICTURE PERFECT PASTELS

DS-11 • Wednesdays, Sept 24th to Oct 15th • 12:30pm – 3:30pm (4 sessions) • \$110


Learn to enjoy working in this spontaneous and vibrant medium! The course will introduce students at all skill levels to dry pastel materials, stroke techniques and the basic principles of value, composition and color theory. Landscapes and still life will be demonstrated. A supply list is available at registration, and students can expect to pay up to \$60 for supplies. No oil pastels please.



AGUSTIN VARGAS – INTERMEDIATE WATERCOLOR

AV-8 • Thursdays, Sept 11th to Oct 30th • 1pm – 4pm (8 sessions) • \$225

This class is for students with a basic understanding of watercolor techniques who are ready to further develop their technical, formal and conceptual skills. Emphasis will be on supporting individual students as they learn how to develop a body of work. The instructor will work with students one on one as they develop their personal narrative and concepts. Additionally, the class will cover preparation of various papers and grounds, as well as demonstrations of experimental techniques. Discussions will also include topics of composition, color, perspective and concept generation.



ALAN JONES – INTRO TO EXTRUDING CLAY

AJ-16 • Thursdays, Sept 11th to Oct 30th • 1pm – 4pm (8 sessions) • \$225

AJ-17 • Thursdays, Sept 11th to Oct 30th • 6pm – 9pm (8 sessions) • \$225

With a simple twist or turn, extruded forms can become just as dynamic and expressive as forms made in other ways. Extruders are useful for making tiles, modular parts, vessel appendages and much, much more! Students will learn how to use an extruder to make vessels and sculptural forms, as well as components like handles, feet, rims and decorative additions. The class will include instruction on how to use an extruder safely, how to use and change simple dies, and to manipulate or combine extruded clay parts. A \$20 fee payable to the instructor will cover clay and glazes.



MICHEL SARDA – KNOWING YOUR CAMERA, WORKING WITH PEOPLE
MS-9A • Monday, Sept 15th • 5:30pm – 7:00pm • 2 for \$120, 3 for \$150

More than 90% of pictures taken around the world are portraits, or images of people in various situations. During the first of three photography sessions by Michel, you will gain a better understanding of the capabilities of the camera you use, and how to get the best possible picture from it! Michel will offer tips, tricks and demonstrations to photographing people outside of your inner circle of friends. With the assistance of a live model, students will explore the difference between a snapshot and a portrait, and how to provide a person with directions that make them feel comfortable in front of your lens! Michel will leave you with a fun assignment that will invite you to pursue the lessons you've learned in knowing your camera, and working with people. Participants need to have their own camera, and a tripod is recommended. Please make sure your memory card has space, and batteries are fully charged.



MICHEL SARDA – UNDERSTANDING & WORKING WITH LIGHT
MS-9B • Monday, Sept 22nd • 5:30pm – 7:00pm • 2 for \$120, 3 for \$150

Without light there is no photography, and great photographers take various elements, such as temperature, intensity and direction into consideration when working with light. This workshop will introduce participants to various types of light, such as ambient, artificial (tungsten, halogen, flash, LED, etc.) and (weather permitting) natural light. Each type has their own set of simple, but important rules that proficient photographers cannot ignore. With a live model, students will discover how their use of light can “sculpt” a form, create a poetic or dramatic mood, and drastically change the overall feel of your imagery, as you desire! Participants need to have their own camera, and a tripod is recommended. Please make sure your memory card has space, and batteries are fully charged.



**MICHEL SARDA – ADDING SUBSTANCE & STYLE CONTEXTS:
 BACKGROUNDS & PROPS**

MS-9C • Monday, Sept 29th • 5:30pm – 7:00pm • 2 for \$120, 3 for \$150

We are constantly surrounded by nature, man-made objects, and there is always a background to anything we look at. Using and controlling this background can make a world of difference in a photograph! Working with a live model on various backgrounds, students will gain a better understanding of how scenery impacts the image of the person you are photographing. At the same time, props, clothes, accessories, jewelry, etc. can also add interest and personality to an image or model. Students will explore the use of props and scenery to compliment the model, while finishing up with a re-cap of skills and recommendations regarding the editing and finishing of your work, including cropping, gray scale vs. color, contrast, color and tone balance. Participants need to have their own camera, and a tripod is recommended. Please make sure your memory card has space, and batteries are fully charged.

NATIONAL EXHIBITION MATERIALIZE: 3D PRINTING & RAPID PROTOTYPING
October 16 – November 20, 2014

Artists Reception: Thursday, October 16, from 7-9PM with 3D Food
 Panel Discussion facilitated by juror, Dan Collins, October 23, from 7-9pm
 Art History Lecture: Digital Before Digital Art by Dr. Meredith Hoy, ASU, October 30, from 7-9pm
 Lecture on Robot Art: Max Chandler, Artist, November 20, from 7-9pm
 Field Trip: Tech Shop in Chandler, AZ, Saturday, November 6, 10am-12pm
 Workshop: 3D Jewelry-making • Solo Show: Robot Art by Max Chandler

Sponsored by Tech Shop



JACK ADAMS – FIGURE DRAWING

JA-3 • Fridays, Sept 12th to Oct 3rd • 10am – 1pm (Two 4-week sessions) • \$180

JA-4 • Fridays, Oct 10th to Oct 31st • 10am – 2pm (Two 4-week sessions) • \$230

Discover both traditional and alternative approaches to the body in art during 8 weeks of figure drawing with Jack. Students will explore various interpretations of the human form, from representation to abstraction. To develop their personal style, students will work from live models and personal images, using a variety of water-based media. Experimental techniques will also be discussed. Bring an 18x24-inch drawing pad, a selection of pencils and an eraser to the first class; additional materials will be discussed at that time. Model fees are included.



JOHN ERWIN – WATERCOLOR JOURNEYS

JE-9 • Thursdays, Sept 18th to Oct 30th • 6pm – 8:30pm (7 sessions) • \$200

Pour, splatter and stamp your way through this 8-week exploration of color theory as it relates to watercolor by learning more about the various approaches to painting in this medium. Each week, demonstrations will cover how to paint wet-on-wet washes, dry-on-wet washes, and brush techniques along with experimental techniques such as pouring, splattering, stamping and collaging. Beginners are welcome, while intermediate students will be encouraged to develop an independent vision while learning ways to improve their painting skills through advanced demonstrations, practice and critique.



BEN WILLIS – DRAWING FUNDAMENTALS

BW-2 • Saturdays, Sept 20th to Oct 25th (NO CLASS 10/18) • 9am -12pm (5 sessions) • \$140

This course provides a foundation in the fundamentals of Drawing and Visual Arts. Students will be involved in a sequence of hands on exercises and projects dealing with gesture, line, shape, volume, value, texture, perspective and composition. Materials and methods will vary throughout the course, and students must be willing to experiment and will be encouraged to develop your own design vocabulary and repertoire of techniques. Regular slide lectures and critiques are structured informally to encourage dialogue and to provide you and your colleagues with an opportunity to translate visual evidence into words. Beyond the concepts and skills essential to good drawing practice, Ben will provide students with a variety of technical and perceptual skills that will help translate what you see to a two dimensional surface.



TRISTYN BUSTAMANTE – CERAMICS: EXPLORATIONS IN REALISM AND ABSTRACTION

TB-1 • TBD

Ever wonder how and why some artists work representationally and others with abstraction? Do you focus in one or the other and have an itch to switch for a while? Join us in this investigative class where students will learn through short presentations, demonstrations and projects. Students will gain a deeper understanding of the spectrum and have the opportunity to discover new modes of self-expression. Classes will include short presentations, hand-building demonstrations and two guided hand-building projects. Previous experience in hand building is required.



MICHELLE STARTZMAN – STACKABLE RINGS WORKSHOP

MZ-3 • Saturday & Sunday, Oct 4th & 5th • 12pm – 3pm (2 sessions) • \$80

Make your very own stackable rings during this two-day intensive workshop! Students will learn how to make sterling silver rings that can be worn separately or stacked together as a set. Techniques to be covered include soldering, forming, texturing and stone setting. A \$60 fee payable to the instructor will cover all supplies and materials.



SHARI KEITH – DESERT JEWELRY WORKSHOP

SK-2 • Sunday, Oct 5 • 10am – 3pm (1 session) • \$60

Join Shari Keith for a unique, one-day Cholla skeleton jewelry workshop! Participants will shape a piece of cholla skeleton to form the focal point of a unique textural necklace. Cholla skeletons are the woody parts of the cholla cactus that have been beautifully weathered by the harsh desert wind and sun. Participants will accent their pieces with turquoise or stone beads and will learn how to make their own copper wire beads, use patina solution to darken metal, forge their own clasps, and will finish their pieces using seed beads of their choice. No previous jewelry-making experience is necessary, but comfort in using pliers is recommended. A \$15 fee payable to the instructor will cover any and all supplies.



SANDRA BLAIN – HANDBUILDING DEMO: EXPLORING FORM AND SURFACE TO FIND YOUR OWN VOICE

SB-1 • Sunday, Oct 12th • 9:30am – 3:30pm (1 session) • \$35

Join Sandra Blain for a full day of demonstration with emphasis on constructing functional and/or sculptural forms using coil, slab, and press-mold techniques with additive or subtractive surface decoration, oxides, slips and glazes. Bring a lunch, a notepad and a receptive attitude to gain valuable information and learn new techniques or ideas for personalizing your own ceramic work.

SUNDAY@SHEMER (*Annual Festival & Fundraiser*)
November 2, 2014 from 10AM to 5PM

- Artist Booths
- Demonstrating Artists
- Silent Auction
- \$5 Admission: *Children under 12 Free*
- Children's Art Activities
- Cultural Organizations
- Entertainment & Food

Sponsored by Arcadia Water Co.



MICHELLE STARTZMAN – TORCH FIRE ENAMELING WORKSHOP
 MZ-4 • Saturday & Sunday, Nov 8th & 9th • 10am – 3pm (2 sessions) • \$125

Enameling is an ancient technique of fusing glass to a metal surface. Use this two-day intensive workshop to learn the basics of torch fire enameling, with specific techniques including sifting, stencils, sgraffito, drawing, and more. This class is designed to give the beginning student a strong foundation in enamel techniques with the use of a torch. A \$45 fee payable to the instructor will provide all supplies and materials.




ELLIOTT EVERSON – DRAWING, BASIC AND BEYOND!
 EE-17 • Tuesdays, Nov 11th to Dec 16th • 9am – 12pm (6 sessions) • \$170

Everyone can learn to draw and this class will get you started. Drawing requires learning how to observe correctly and record what you see. Students will learn the essentials of proportion, line, shading, perspective and composition, and use basic drawing techniques to create realistic pencil drawings of still life, landscapes and more, with natural and man made textures and subjects. Learning to draw accurately will provide you with an excellent foundation for additional drawing, colored pencil, painting and other art classes. Returning students will continue learning and refining techniques, try new subjects and textures or surfaces. Come to work on a current project or start a new idea. Have fun!



SUE HUNTER – EXPLORING WATERMEDIA
 SH-7 • Tuesdays, Nov 11th to Dec 16th • 9am – 12pm (6 sessions) • \$170

“Warning! Alcoholic inks can be addictive. They can also be fun and offer a vast amount of opportunity for your art from abstraction to a more traditional fluidness. This 6-week course will allow you to experiment with different watermedias, including alcoholic inks, fluid acrylics and watercolor, on different surfaces. Play, create, and discover in this open-ended class with traditional or experimental ways of using watermedia on yupo paper, gessoed and regular watercolor paper - to name a few. A list of supplies is available upon registration.



AGUSTIN VARGAS – MIXED MEDIA ACRYLICS
 AV-9 • Tuesdays, Nov 11th to Dec 16th • 1pm – 4pm (6 sessions) • \$170

Acrylics can mimic almost any paint medium in a less toxic way, making your art practice safer for yourself and the environment! With fewer rules to follow, students will come to understand foolproof and low-tech means of imitating epoxy, lacquer and oils. Through demonstrations and discussions, students will learn formal components such as composition, perspective and color while also exploring many experimental techniques. The instructor will work one-on-one with students as they develop their own personal narratives and concepts. No previous painting experience is required, but some art experience expected.



BEN WILLIS – DRAWING/PAINTING PORTRAITS

BW-3 • Tuesdays, Nov 11th to Dec 16th • 6pm – 9pm (6 sessions) • \$170

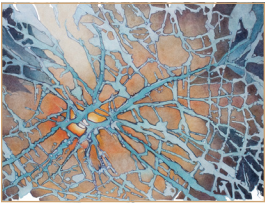
This course will explore creative options available to the artists interested in painting and drawing portraits. Students will be involved in a sequence of hands on exercises and projects dealing with skills that are important to realizing the portrait. Regular slide lectures and critiques are structured informally to encourage dialogue and to provide you and your colleagues with an opportunity to translate visual evidence into words. Beyond the concepts and skills essential to good painting practice, Ben will provide students with a variety of technical and perceptual skills that will help translate what you see to a two dimensional surface.



ALAN JONES – HOLIDAY HANDBUILDING

AJ-18 • Tuesdays, Nov 11th to Dec 16th • 6pm – 9pm (6 sessions) • \$170

Tired of buying the same gifts every holiday season? Join ceramicist Alan Jones in creating your own unique works of art that give a flare of personality and creative touch in this Holiday Handbuilding class! This open-ended studio will give you the space and time to create memorable holiday gifts for any person in your life. Alan will offer instruction and demonstrations as-needed including hand-building, extruding, wheel-throwing, glazing and more! A \$20 supply fee will cover clay and glazes.



ELLIOTT EVERSON – COLORED PENCIL TECHNIQUES

EE-18 • Wednesdays, Nov 12th to Dec 17th • 9am – 12pm (6 sessions) • \$170

Join us in learning about the variety of uses and basic techniques of color pencil drawing including different pencil strokes, blending, layering colors, burnishing, as well as other tools and materials. Use colored pencils to achieve realistic colors and textures to create drawings of man made or natural subjects, animals, plants, landscapes, shiny or rusty cars, or a glass vase of flowers. Returning students will continue learning and refining techniques, try new subjects and textures or surfaces. Come to work on a current project or start a new idea. Have fun!



SUE HUNTER – PAINTING STUDIO

SH-8 • Wednesdays, Nov 12th to Dec 17th • 9am – 12pm (6 sessions) • \$170

Learn to develop and clarify your painting style while expanding your technical skills in this 5-week studio class. Sue will tailor discussions and demonstrations to the developing needs of each student-artist. As the class progresses, students will have the opportunity to learn ways of adding other media to their paintings. Prerequisite: Previous painting experience. Bring a blank canvas or a work in progress, images or a sample of finished work, and painting supplies you currently use to the first class; suggestions for additional materials will be discussed at that time.

BOOK ARTS CLASS WITH ROSSITZA TODOROVA
Saturdays, November 15th – December 20th, 2014 12-3pm

Sponsored by

CLASSES: SESSION TWO



AGUSTIN VARGAS – EXPLORATIONS IN DRAWING

AV-10 • Thursdays, Nov 13th to Dec 18th • 1pm – 4pm (NO CLASS 11/27 - 5 sessions) • \$140

This multilevel class will guide students through the use of many drawing processes and materials designed to create rich artworks layered with meaning. Students will learn techniques in charcoal, graphite, silver point and ink. The class will also cover technical aspects of preparing various surfaces such as paper, wood, canvas, plexi-glass and metal. Agustin will work with students one-on-one as they develop their personal narratives and concepts based on themes of their choosing. The fundamentals of composition and other important topics will be addressed in group discussions and demonstrations.




ALAN JONES – HANDBUILDING STUDIO

AJ-19 • Thursdays, Nov 13th to Dec 18th • 1pm – 4pm (NO CLASS 11/27 – 5 sessions) • \$140

AJ-20 • Thursdays, Nov 13th to Dec 18th • 6pm – 9pm (NO CLASS 11/27 – 5 sessions) • \$140


Students will learn to use their skills creatively in projects of their own choosing, with the instructor's guidance available whenever needed. No class projects will be considered. This class relies on the self-motivation of each student. It is a PROJECT ORIENTED class, with students providing the inspiration for their own projects. Students will work in high-temperature stoneware clay. There is a \$20 supply fee for clay and glazes.



JOHN ERWIN – WATERCOLOR JOURNEYS

JE-10 • Thursdays, Nov 20th to Dec 18th • 6pm – 8:30pm (NO CLASS 11/27) (4 sessions) • \$110

Pour, splatter and stamp your way through this 8-week exploration of color theory as it relates to watercolor by learning more about the various approaches to painting in this medium. Each week, demonstrations will cover how to paint wet-on-wet washes, dry-on-wet washes, and brush techniques along with experimental techniques such as pouring, splattering, stamping and collaging. Beginners are welcome, while intermediate students will be encouraged to develop an independent vision while learning ways to improve their painting skills through advanced demonstrations, practice and critique.



INGRID SCHULTS – DEVELOPING A CONCEPT: MIXED MEDIA

IS-1 • Nov 14th, 15th, 16th Friday 6-8pm, Saturday & Sunday 10am-3pm (3 sessions) • \$140

Strengthen your work as an artist by introducing yourself to the fundamentals of concept development in the arts. By utilizing sketching, writing and guided visualization students are encouraged to develop their message before approaching the materials. Bring your favorite medium, but be open to new ideas and approaches to your process. Through critical analysis of contemporary art that utilizes a consistent message, students will also gain a better understanding of how the use of medium can further said message.



JACK ADAMS – FIGURE DRAWING

JA-5 • Fridays, Nov 14th to Dec 19th (NO CLASS 11/28) • 10am – 1pm (5 sessions) • \$250


Discover both traditional and alternative approaches to the body in art during 8 weeks of figure drawing with Jack. Students will explore various interpretations of the human form, from representation to abstraction. To develop their personal style, students will work from live models and personal images, using a variety of water-based media. Experimental techniques will also be discussed. Bring an 18x24-inch drawing pad, a selection of pencils and an eraser to the first class; additional materials will be discussed at that time. Model fees are included.



BEN WILLIS – PAINTING FUNDAMENTALS

BW-4 • Saturdays, Nov 15th to Dec 20th (NO CLASS 11/29) • 9am -12pm (5 sessions) • \$140


This course provides a foundation in the fundamentals of Painting and Visual Arts. Students will be involved in a sequence of hands on exercises and projects dealing with paint application techniques, color mixing, tone, saturation, hue, and impasto. Students must be willing to experiment and will be encouraged to develop their own painting vocabulary and repertoire of techniques. Regular slide lectures and critiques are structured informally to encourage dialogue and to provide you and your colleagues with an opportunity to translate visual evidence into words. Beyond the concepts and skills essential to good painting practice, Ben will provide students with a variety of technical and perceptual skills that will help translate what you see to a two dimensional surface.



ROSSITZA TODOROVA – BOOK ARTS

RT-2 • Saturdays, Nov 15th to Dec 20th (NO CLASS 11/29) • 12pm – 3pm (5 sessions) • \$140

Whether you want to make your own journals, create a unique and personalized gift or introduce the structure of books into your artwork, attend this 6-week session for an in-depth look into the art of book making! Each week will cover a variety of book forms from simple origami and accordion books to advanced techniques such as multi-section book binding like the German cross-stitch. Students will learn both paperback and hardcover techniques and leave feeling confident in their understanding of book structure and design. A \$50 fee payable to the instructor on the first day of class will cover all materials and supplies.



**JULIE GILBERT POLLARD – WATERCOLOR UNLEASHED!
PAINT A FLOWER GARDEN**

JGP-6 • Tuesdays, Nov 18th to Dec 16th (NO CLASS 12/2) • 1pm – 4pm (4 sessions) • \$110

Flower gardens are notoriously difficult due to the overwhelming number and shapes of petals, leaves, stems, etc. Learn to combine and simplify large areas of flowers and foliage into manageable shapes. Learn techniques that will produce translucent, sun kissed petals with rich areas of depth in the shadows to pop those flowers out into the sunshine! Through a structured, yet open-ended class students will experience demos, exercises, critiques and lots of painting time to accommodate the artistic spirit within us all!

LAYERS: COLLAGE & ASSEMBLAGE

December 4 – January 1, 2015 (4 weeks)

Opening Reception: December 4, 2014

Workshop: Joseph Cornell Box with Terry Mulkey

Working with found objects, pages from old books, and dime-store trinkets, self-taught artist Joseph Cornell (1903–1972) transformed everyday materials into extraordinary universes.

“The Joseph Cornell Box” workshop will be taught by collage/assemblage artist, Terry Mulkey.

December 12-13, 2014 from 9am to 3pm


CLASSES: SESSION TWO



SARAH ROWLAND – ENCAUSTIC AND COLLAGE WORKSHOP

SR-1 • Saturday & Sunday, Dec 6th & 7th • 10am – 3pm (2 sessions) • \$125

Encaustic (a mix of beeswax and damar resin) provides endless possibilities for unifying collage, drawing, and painting into mixed media artworks. This two-day intensive workshop will introduce commonly used encaustic equipment along with the history and safety of this medium. Students will learn encaustic techniques, encaustic as a collage medium, and additive and subtractive mark making as it relates to encaustic. Please bring your favorite collage materials, working surface, dry drawing media and a tool to incise or scrape the wax. A \$75 fee payable to the instructor will cover all materials and supplies.



LARRY NISULA – CORNELL BOX WORKSHOP

LN-10 • Fridays, Dec 12th & 19th • 10am - 1pm (2 sessions) • \$75

Working with found objects, pages from old books, and dime-store trinkets, self-taught artist Joseph Cornell (1903-1972) transformed everyday materials into extraordinary universes, and now its your turn! Join Larry Nisula for two consecutive Fridays discovering your own inner-worlds by making unique and customizable “Cornell Boxes”. Students will start with the design of the box, constructing the sides and basic form for a decorated exterior. The following Friday, Students will bring found and acquired objects to place inside the box and learn various methods of placement, story-telling and design. A \$30 fee payable to the instructor will cover basic supplies.



TERRY PARAVAN – ART CARD WORKSHOP

TP-1 • Saturday, December 20th • 9:00am - 12:00pm (1 session) - \$40

TP-2 • Saturday, December 20th • 1:00pm - 4:00pm (1 session) - \$40

Unravel your creativity in this original art card workshop with self-taught artist Terry Paravan! Layer, collage and assemble old books, dictionaries, deli paper, napkins, stamps, stencils, inks, pens and more to create unique one-of-a-kind cards for the holiday season, or any occasion! Time will allow for up to three designs and the instructor will provide hands-on instruction and demonstrations. Students should bring their own clippings, papers, and collage materials along with \$5 payable to the instructor to cover basic supplies.

MUSEUM STORE

Opening during the holidays

Gift wrap – original designs

Holiday Card Workshop – Christine Sandifur

30” x 30” artwork for \$30 or \$300

CLASS REGISTRATION

You may register in the following ways:

1. Online by visiting our website at www.shemerartcenter.org.
2. In person, at the Shemer front office Tuesday through Saturday 10am – 3pm.
3. By mail, when paying by check or cash sent to:
Shemer Art Center and Museum
5005 E. Camelback Rd. Phoenix, AZ 85018.
**Please make check out to: Shemer Art Center*
4. Please call 602.262.4727 for current hours and questions.
5. Early registration is encouraged because every class has a minimum and maximum enrollment.

Registration closes 1 week prior to start of class.

PERSONAL INFORMATION

First Name: _____ Last Name: _____

Address: _____

City: _____ State: _____ Zip: _____

Phone Number: _____ Email: _____

If under 18 years, please specify birthday: _____

CLASS REGISTRATION

Student's Name	Class #	Class Name	Days	Fee

*METHOD OF PAYMENT: Cash Check Credit Card Paypal

Would you like to donate \$5.00 to our Scholarship Fund Program? Yes No Total Paid: \$_____

REGISTRATION POLICIES:

1. Cancellation may occur due to insufficient enrollment. If a class is cancelled by SACAMA, participants will be notified and a full refund or credit will be processed.
2. Refunds will be given to student cancellations received before the end of the registration period. Please allow 3-4 weeks to receive your refund.
3. Failure to attend a class or program ("no-shows") will not be granted a refund. Any request for a refund must be done in writing.

INSTRUCTORS

SANDRA BLAIN is an adjunct faculty member at the Mesa Arts Center, Mesa, AZ. She is active with the Arizona State University Ceramic Research Center recently serving as Chairman of the Advisory Board with committee work related to educational outreach, special events, and the annual studio tour weekend. She is also serving as a docent in the ASU Museum store and in the Mesa Art Center store. Sandy continues to serve as a juror for national and regional exhibitions, a workshop leader with emphasis primarily on handbuilding, and a consultant to various arts organizations. After moving to Arizona in 2004, Sandy set up a ceramic studio working with stoneware sculptural and functional forms. Manipulated and assembled handbuilt and thrown forms are impressed with found objects serving as metaphors for the impact one has on their surroundings. The relief surfaces reveal a personal narrative experienced on daily walks. Oxides, slips and glazes are applied through drawing, brushing and spraying the surfaces of the pieces during various intervals of a multiple firing process. Depth and visual complexity are the result of layering techniques, ideas and images.

TRISTYN BUSTAMANTE'S artistic development started at a young age with an encouraging art teacher and a readiness to make art. At age 6 she began taking ceramics in Tempe, AZ. While in high school, Bustamante dabbled in a number of different mediums including photography and graphic design. However, she soon found herself spending hours in the ceramics studio with her instructors Jan Peterson and Christie Weiser. In 2010, she completed a BFA in Ceramics with a minor in Art History at Northern Arizona University. Bustamante has had many opportunities to travel and in 2009, she was accepted into an exchange program to study art for a year in England. While in the UK, Bustamante was accepted to participate in exhibitions and go on art tours in the Netherlands and France. After her time working and studying in England, Bustamante began a 3-year intensive graduate program at Arizona State University. She completed her degree in December of 2013. While in the graduate program, she worked as an art consultant at a local gallery, taught 5 classes, participated in an artist residency in Hungary and spent time with a number of amazing artists. Currently Bustamante lives in Flagstaff, Arizona and works at the Museum of Northern Arizona. In addition to working, for the past 2 years, Bustamante has volunteered as the Chair of Scholarships and the Co-creator of the Guest Curator Position for the Arizona Artists Guild.

JOHN ERWIN has been painting in watercolors for over twenty years. He is a juried member of the Arizona Artist Guild, the Arizona Watercolor Society, and a signature member of the Contemporary Watercolorist of Arizona. He has studied locally with Diane Maxey, Dick Phillips, with Robert E. Woods and Milford Zornes. He also has three degrees from ASU and currently teaches in the Paradise Valley School District. John's paintings reflect his love of color, details, and design. His love of travel is often seen in his paintings as he hopes to transport the viewer to a world of exciting color and romance.

ELLIOTT EVERSON is an artist that has been living in Arizona most of his life. He derives much of his inspiration from the desert around us and uses colored pencil to capture the textures and brilliance of the plants and animals. Each drawing consists of layer upon layer of color, to bring out the many subtle hues that nature itself provides. Elliott is a Juried member of the Arizona Artists Guild and a Signature member of the Colored Pencil Society of America and President of the Local Chapter of the CPSA. Elliott graduated from Arizona State University with a Bachelors degree in Art Education. In recent years he has taught drawing and colored pencil classes and workshops in Phoenix and around Arizona. He is a recipient of several local and national awards for his colored pencil work.

JULIE GILBERT-POLLARD is the author of *Brilliant Color* (North Light Books, 2009) and *Watercolor Unleashed!* (a self-published "chapter at a time" book, 2010). Additional publications include articles in: *The Artist's Magazine* (May 2010 and September 1987), *How Did You Paint That? 100 Ways to Paint Landscapes*, *International Artist* (2004) and *Watercolor '92*, Fall Issue. Gilbert Pollard's two watercolor DVDs were recently released in March, 2011 from North Light Shops / ArtistsNetwork.tv! She has given instruction in watercolor and oil since 1985. She currently conducts classes and workshops at Scottsdale Artists School, Shemer Art Center and Cynthia's Art Asylum in the greater Phoenix area, Highland Valley Studios in California, Dillman's Creative Arts Foundation in Wisconsin and La Romita School of Art in Umbria, Italy. A frequent award winner, her oils and watercolors have hung in numerous juried and gallery exhibits and she is a signature member of the San Diego Watercolor Society. Her work is included in many private and corporate collections and is represented in Arizona by Esprit Decor Gallery in Phoenix & Windrush Gallery in Sedona.

SUE HUNTER was born in Arkansas but has lived in Arizona since 1960 and thinks of Arizona as home. The lovely desert colors, wide, open spaces, and diverse landscapes of the Southwest provide her with endless subject matter for her paintings. Color is an important aspect of Sue's art that is reflected in her impressionistic style. She works in pastel, oil, watercolor, and acrylics, graduated from Western International University and has studied art at Scottsdale Artists School, Scottsdale Community College, with local art instructors and has attended numerous workshops locally and in Europe. She had an article written about her work in the March, 2010 issue of Southwest Art. Her work is included in many private and public collections and has been juried in the Scottsdale Artists School's Best and Brightest show numerous times. She is a juried member of Arizona Artists Guild, Arizona Watercolor Association, Arizona Pastel Artists Association - Signature, Contemporary Watercolors, Mid-Southern Watercolorists - Signature, Scottsdale Artists League, Sonoran Artists League and Degas Pastel Society. She teaches classes in watercolor, acrylic, oil and pastel at Paradise Valley Community College, Shemer Art Center and Terravita Art Club.

ALAN JONES has been a full-time studio production potter and ceramic sculptor since 1973. During his career he sold works to museum shops, galleries and department stores across the US. He has also designed sculptural awards for local arts and business organizations. Alan has mastered and innovated techniques in both functional and decorative disciplines including slab and coil (hand and machine formed); extruder, potters wheel and plaster press-mold. Alan has built kilns for himself and others. His firing experience includes: low-fired clay works and surface treatments: pit firing (both above and below ground), raku ware smoke, or saggarfired decorative sculpture. He began teaching the art of his craft in 1993, and has enjoyed the excitement of sharing techniques and concepts with his students ever since.

SHARI KEITH who is known as instructors The Junk Lady, is a collector of junk extraordinaire. She creates jewelry and art from found objects, and her work has been featured in galleries throughout the U.S. Her unique way of using junk to decorate her home was featured in the Arizona Republic, and almost all of the clothing she wears is recycled. Shari Keith holds a Bachelor of Fine Arts degree and a Master of Arts degree in Education. She is a Roster Artist for the Arizona Commission on the Arts and works as a teaching artist who shares her passion for the environmental and artistic benefits of using found and discarded items as a medium for creating art.

SANDRA LUERHSEN earned BA and MA degrees at Northern Illinois University and an MFA degree at Arizona State University. She left a position as an assistant dean at ASU to start her own business. She also teaches 3D design at Mesa Community College in AZ. Several public and private collections hold Luehrsen's work including the Auckland Institute and Museum and the Kamm Teapot Foundation. The Ceramic Surface Design Book features Luehrsen's art with ceramic transfers.

LARRY NISULA has had numerous exhibitions of his work presented throughout the valley and had over ten one-man shows at Fagen-Peterson Gallery in Scottsdale. He was also a MARS artist in Phoenix. A Phoenix native, his sculpture and prints have been collected by the Tucson Museum of Art, the Museum of Northern Arizona University, ASU West, Glendale Community College, and Merchants Press, Poughkeepsie, New York. He has been written up in Who's Who in American Art and Who's Who in the West. He has lectured at Phoenix College on Arts & Books in Review. Larry takes great pride in teaching others to sculpt or the art of printmaking and has taught for over 20 years at the community college level and at the Shemer.

TERRY PARAVAN is a book and paper collector--ripped, torn, old, vintage, scripted, wrinkled, yellow and brown. She loves the feel of paper and the written word. She loves meaningful messages and puts them on everything she creates. Terry states, "I longed to do something with my collections in an artistic way. Not planned or organized, just haphazardly gluing bits and pieces on a surface to see where it went. When I started making art my first rule was to embrace imperfection. The second was to use up scraps and bits and pieces that would normally get thrown away like napkins, tea bags, wax paper and cardboard. I've made art with all of those." As a self-taught artist, she just goes with the flow of whatever inspires her on any given day.

INSTRUCTORS

CYNTHIA PETERSON began seriously studying art at Glendale Community College. She was introduced to old master techniques of egg tempera and oil glazing. During a brief residence in Austria, she took a workshop on egg tempera with Wolfgang Manner and Ernst Fuchs. She received her BFA degree from Northern Arizona University where she focused on painting and graphic design. As a graduate student at Arizona State University, she began specializing in water media. Currently she is Adjunct Faculty in Painting / Drawing at Mesa Community College. A desire to branch out has led her to different art venues including the Shemer Art Center and Museum, Brio Fine Arts and Scottsdale Artists School.

CHRISTY PUETZ has a Bachelor of Fine Arts with Concentration in Fiber Art, Printmaking, and Art History. She is a professional visual artist, has nine years of experience as a teaching artist, has been a museum educator with experience in art program development, a lecturer and is co-author of the children's book, "Get Connected to Yourself and the World of Beads." She has worked with children, adults, and those individuals with disabilities or serious illnesses. All workshops come with hands-on objects, music, art-making materials, instruction and cultural/historical information.

SARAH ROWLAND received her MFA in Art (Painting and Drawing), Summa Cum Laude, School of Art, Herberger Institute for Design and the Arts, Arizona State University, Tempe, AZ in 2013 and her MA in Teaching, College of Educational Studies, Chapman University, Orange, CA. She received her BA in Art & Art History, School of Humanities & Sciences, from Stanford University, Stanford, CA. Sarah has received numerous awards and honors including a 2013 Graduate Research Support Program Grant, Graduate and Professional Student Association, ASU which is a peer-reviewed funding award based on excellence of methodology and content for terminal research projects. In 2012 she received an Arizona Artists Guild Scholarship, a statewide scholarship competition based on portfolio review for graduate and undergraduate art students. Sarah says, "In my paintings, I use accumulation and reduction as visual manifestations of presence and absence. I use mixed media, patterns, textures and color to create a sense of presence. I structure these presences into images of domestic interiors rooted in linear perspective. The flatness of pattern paired with the depth of perspective creates both tension and unity.

PATRICIA SANNIT was born 1960 in Cleveland, Ohio. Patricia Sannit has worked in clay nearly her entire life. After starting art school in Norway, Sannit received her BA in Art History, Norwegian, and Ceramics (under Warren Mackenzie) from the University of Minnesota and her MFA in ceramics (under Viola Frey) from the California College of Arts. She lives in Phoenix, Arizona. Sannit's work is influenced by her archeological experiences in the Near East and Ethiopia and her interest and continuing study in science. Sannit's most recent public project is a large-scale ceramic installation, Citadel, based on an archeological site in Iraq.

MICHEL SARDA art photographer, was raised in Paris, France, where he lived and worked before moving to Arizona in 1984. As a practicing architect, he operated his own architectural firm in Paris for fifteen years, during which he was involved in drawing, painting, writing, and photography. Through his architectural commissions, world travel and personal interests, he accumulated knowledge in several forms of arts. A writer in both French and English, Sarda has released four photography "coffee table" books on the Phoenix area, and several other publications. Including, Flying Colors, a visual homage to the artistry of his friend Patsy Lowry for her extraordinary fabric design. He is currently completing an essay entitled Self-Image Discovery — the healing power of photographic portraiture, and a book on the art of his friend, painter Jim Covarrubias. In 1992, with his wife Donnalee, Michel Sarda established the nonprofit Art Renaissance Initiative, which have been nominated multiple times to the Arizona Governor's Arts Awards for outstanding contribution to the arts, education and culture in Arizona. Sarda lectures regularly at the Shemer on European and local artists and authors.

INGRID SCHULTS is an artist and educator who employs multiple mediums to create an immersive experience for the viewer. Rooted in traditional visual artistic practices, her work incorporates a solid understanding of figurative painting. Ingrid is also a graphic designer and serves as the creative director for Lab 238, a cross-disciplinary idea laboratory. Her creative "speak" is influenced by Marshall McLuhan's famous, "the medium is the message" concept. She believes that the medium, concept, and message must be unified. She has worked with clients in the commercial and fine art world, representing herself as both an artist and a strong visual communicator. Ingrid has earned a BFA from Northern Arizona University and an MFA from Purdue University in Studio Arts. Outside of time in the studio and meetings with clients, Ingrid can be found running the trails of the southwest and running after her 3-year-old son.

DONNA STENGER has a Bachelors Degree in Social Sciences from the University of Cincinnati. After years of social work, she moved to Phoenix in 1980, raising two children. She took her first dry pastel class in 1989 at the Phoenix Center for the Arts. In the fall of 1999 she was hired as the pastel instructor for the Phoenix Center and the Shemer Art Center and Museum and continues to hold those positions today. That same year she became a signature member of the Arizona Pastel Artists Association. Donna has also taught at the Brio Fine Art Center. Her studio is located in The Artery building in downtown Phoenix, where she and several Artery artists have established a collective. The doors are open on First Fridays of every month and the Collective Gallery is open First and Third weekends.

MICHELLE STARTZMAN has a MFA in Metals from Herberger Institute for Design and the Arts, ASU, Tempe and a BA in Photography and Art History from the University of Arizona, Tucson. She was the metals and jewelry resident artist at the Mesa Arts Center in 2013 and has served as adjunct faculty at Central Arizona College in Coolidge this last year. Michelle has been in numerous juried exhibitions and group shows and her MFA Thesis Solo Exhibition, Matter of Perception was shown at Step Gallery in Tempe. She states, "I construct forms that represent an unknown identity. With the use of photographs, layering and microscopic inspired forms, my work considers the complexity of relationships and the way that people relate to one another. The microscopic perspective encourages the viewer to take a close analytical look, while the portrait revealed underneath prompts interest in the unknown."

ROSSITZA TODOROVA Tempe artist, was born in Sofia, Bulgaria, but raised in Reno, Nevada. She moved to Arizona to pursue her Master's of Fine Arts degree in Painting and Drawing from the Herberger Institute for Design and the Arts, School of Art at Arizona State University. Since graduating in 2013, Todorova, has been stockpiling inspiration -- when she's not working at ASU Art Museum, teaching as an adjunct professor at ASU's School of Art, or creating new works. Rossitza Todorova's work is exhibited internationally. Her drawings and prints are in the permanent collections of the Arizona State University Art Museum in Tempe, University of Arizona Art Museum in Tucson, the Nevada Museum of Art in Reno, Nevada, and the Painting and Sculpture Museum in Istanbul, Turkey, as well as numerous private collections.

CASSANDRA TRAVIS states "that in art I am trying to find a way to explore and communicate the truth and beauty of nature." Her art represents the interaction between cultures and nature. By creating contemporary art that incorporates the symbols and motifs of past civilizations she can make a physical connection to the past and continue their story. What's unique about her process is she is meticulous about the details of the culture and how she merges the symbols into the body of work. Having engaged cultures as diverse as ancient Greece to Native American and Mayan people, her work often features animals as vessels with layers of ancient symbols and motifs. While she uses a range of different mediums in each project her methodology is consistent. The similarities between the different projects are linked by recurring themes and concepts. The subject matter of each body of work determines the materials and the forms of the work.

AMBER WANIELISTA-REINKER After apprenticing under a Florida set director for film, where the strongest point is to follow script and functionality she studied illustration and design education course work at Northern Arizona University. Her first position was in a city planning division, which gave way to an art director position in a development firm. She, then, started her own design business to further her design career. She is a member of the American Society of Interior Designers, and teaches part time at several institutions including Mesa Community College and Scottsdale Community College. She has also continued her work for several high end architectural firms, landscaping and building companies who request her ideas, renderings, artistic knowledge and ability to produce beautiful product such as Mark Candelaria, Hague partners, Oz Architects, Inc and Pickett while she spends numerous hours researching art of different country's and cultural significance to art and design.

BEN WILLIS The 31-year-old Tempe artist and 2014 Contemporary Forum grant winner divvies up most of his time between teaching and creating. "I teach painting and drawing during the school year, but until classes start back up I am working part time at Blick Art Materials in Tempe and locking myself in the studio during off hours," he says. Originally from Cincinnati, Willis studied art at Ohio's Miami University and moved to Arizona in 2010 to pursue his master's in fine art, which he completed in 2013. And, instead of leaving the classroom behind, Willis has kept one foot firmly planted there. This fall, he will teach at ASU, Phoenix College, the Shemer Art Center, and Tempe's Edna Vihel Center for the Arts. That'll be when he isn't locked in said studio.

S H E M E R
a r t c e n t e r

602.262.4727 | 5005 E Camelback Rd | Phoenix, AZ 85018 | shemerartcenter.org | info@shemerartcenter.org

Please call or visit our website for our business hours.

Logo/Brochure designed by L. Dezin | www.LindsayDezin.com

The Shemer Art Center & Museum prohibits discrimination on the basis of race, ethnicity, national origin, sex, religion, sexual orientation, or disability in its services, programs, and activities. If you need to request accommodations for special needs, please contact the Shemer staff by calling 602-262-4727.

The Shemer does not carry accident insurance to cover participants. Involvement AND any activity is done at the participant's own risk.